

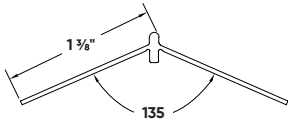


Rigid Splayed Corner Bead

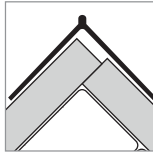
The Rigid Splayed Adjustable Corner Bead is a variation on our standard splayed vinyl corner bead that requires less mud and no setback to finish. With a sharp rigid nose, its hinged design allows the bead to adjust to finish an outside corner from 115 to 155 degrees.

Installation Guide

Technical Specs



Setback: Standard



Scan Below for Installation Video



Before Installation:

Measure, cut and dry fit the bead, leaving a 1/2" gap at the floor.

Step 1:

Coat both the bead and edge of drywall with Trim-Tex 847 Spray Adhesive.

Step 2:

Press the bead in place, applying pressure to the mud legs.

Step 3:

Staple every 6"-8" using 1/2" staples.


Step 4:

Finish with drywall compound.

Step 1:



Step 2:



Step 3:



Step 4:

