

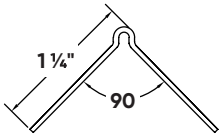
## Standard Archway Bead

Why use vinyl corner beads? They're more durable, more flexible and more sustainable (each Trim-Tex bead is made from at least 70% recycled materials) than their steel counterparts – and that's just the tip of the iceberg. Trim-Tex's standard Archway is the perfect choice for curved surfaces.

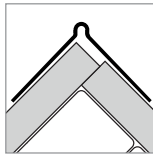


### Installation Guide

Technical Specs



Setback: Standard



Scan Below for  
Installation Video



#### Before Installation:

Measure, cut and dry fit the bead, leaving a 1/2" gap at the floor.

#### Step 1:

Coat both the bead and edge of drywall with Trim-Tex 847 Spray Adhesive.

#### Step 2:

Press the bead in place, applying pressure to the mud legs.

#### Step 3:

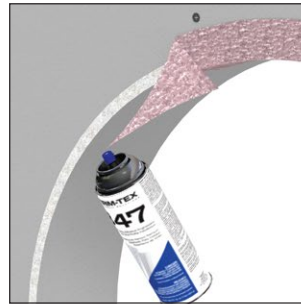
Staple every 6"-8" using 1/2" staples.

Note: for smaller arches, stapling each tab may be necessary.

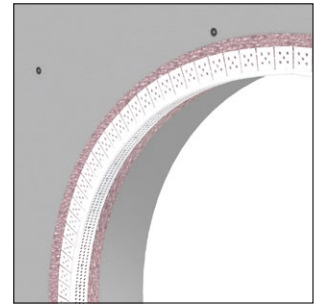
#### Step 4:

Finish with drywall compound.

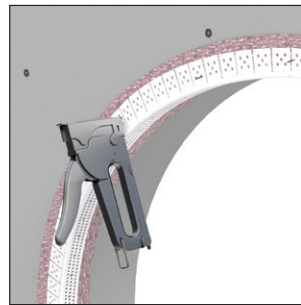
#### Step 1:



#### Step 2:



#### Step 3:



#### Step 4:

