

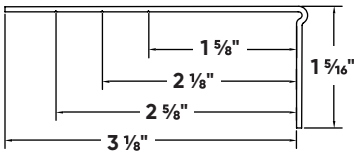


Super L Bead

To save material and labor on larger surfaces of exposed drywall, like deep window returns, you can't beat the ease and efficiency of Super L Bead. This solution boasts a super-wide 3 1/8" return leg, and is pre-scored at 2 5/8", 2 1/8" and 1 5/8", making the bead fit four sizes in one.

Installation Guide

Technical Specs



Scan Below for
Installation Video



Before Installation:

Measure, cut and dry fit the bead, leaving a 1/16" clearance at the ends.

Step 1:

Apply 2-3 beads of adhesive caulk to the return leg. Do not use construction/stud adhesive.

Step 2:

Press the bead in place, applying pressure to the mud legs.


Step 3:

Staple every 6"-8" using 1/2" staples.


Step 4:

Finish with drywall compound.


Step 1:



Step 2:



Step 3:



Step 4:

