


USG Ceilings Plus® BARZ®


OPEN PLENUM MODULAR ACOUSTIC SYSTEM



Architect: Perkins & Will
Photo: © Halkin Mason Photography

To order samples, contact your local sales representative


SARANTE® - PVC FREE LAMINATE - ON METAL



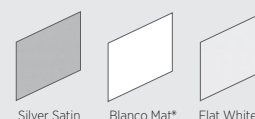
ARBOREAL® - REAL WOOD VENEER - INTERIOR ONLY



ANODIZED - ON METAL



PAINTED - ON METAL



*Available in exterior

FEATURES AND BENEFITS

- Fully accessible panelized cassette system with torsion spring grid attachment.
- Third party integration of diffusers, lights, speakers, sprinklers, wifi, etc. (independently suspended).
- Acoustical performance utilizing perforations and sound absorbing materials including Acoustibond™ and Ultrasorb.
- Standard and customizable perforations available to create visual patterns.
- Design flexibility with unlimited profiles and layout options.
- Varied mounting arrangements available to respond to installation requirements.
- Class A per ASTM E84, Zero Flame Spread, non-combustible aluminum core Fire Classification.
- Available for wall application.

APPLICATIONS

- Interior and Exterior Applications
- Pods, Islands, and Clouds
- Wall to Wall Ceilings
- Wall Applications
- Sloped Ceilings
- Curved Ceilings
- New Construction
- Downward Accessible

USG Ceilings Plus® BARZ®
OPEN PLENUM MODULAR ACOUSTIC SYSTEM

ORDER SAMPLES/LITERATURE
Contact your local sales rep.

FOR MOST UP-TO-DATE
TECHNICAL INFORMATION
AND LEED REPORT TOOL
Contact your local sales rep.

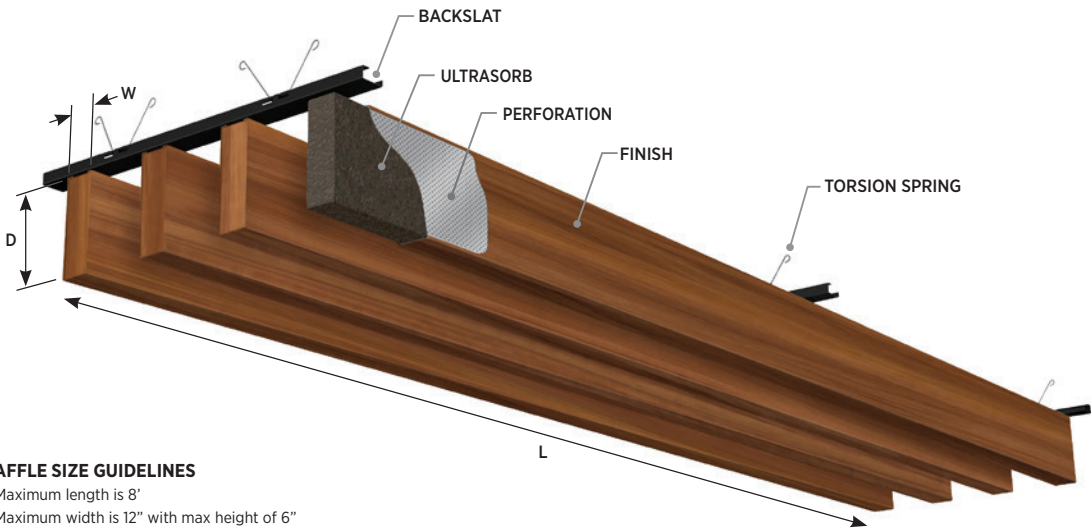
TECHNICAL SERVICES
Contact your local sales rep.

PERFORMANCE
OPTIONS

Declare. Declare® Labels on select finishes,
see usg.ecomedes.com for more
details and documentation.

Application	Grid Options	Finish	Accessibility	Item No.	Acoustics	Array-NRC¹	Perforation	Fire Rating	Recycled Content	Maintenance
Interior, Exterior	Torsion Spring Tee Grid	Arboreal®, Sarante®², Anodized, Painted	Full Downward	---	Acoustibond™, Ultrasorb	Up to 1.00 (Requires Ultrasorb and perforations)	Standard, Custom	Class A, ASTM E84 CAN/ULC S102	Up to 90%, finish dependent (hardware excluded)	See architectural specification

DESIGN
PARAMETERS



- BAFFLE SIZE GUIDELINES**
- Maximum length is 8'
 - Maximum width is 12" with max height of 6"
 - Minimum width is 1" with max height of 8"
 - Consult factory for custom panel size possibilities

DETAIL &
ACCESSORIES

INSTALLATION TYPE

Attaches onto grid via torsion-springs

JOINT DETAILS

Butt Joint ±1/4"

ACCESSORIES

USG Logix™ Universal Yoke

Torsion Spring

End-Cap

Individual Baffle

Main Tee (360 Black)

Backslat

Cross Tee (360 Black)

CL Clip

Low Emissions (VOC)
CDPH 01350 v1.2-2017 compliance on select finishes, see usg.ecomedes.com for more details and documentation.

PHYSICAL DATA

Additional Documents and Resources

Architectural Specification
Installation Manual: IC5465
Cleaning Instructions: IC518
Warranty: SC2102

Fire Classification

ASTM E84 and CAN/ULC S102 surface-burning characteristics (with Acoustibond backer)
Class A
Flame spread: 25 or less
Smoke developed: 50 or less

Suspension System

Supporting main tees are classified as Heavy Duty as classified per ASTM C635 when tested in accordance with ASTM E3090 and AC368.

Seismic Compliance

Suspension System is included in ICC ES ESR 1222 for use in Seismic Design Categories A through F when installed according to ASTM C636 and ASTM E580. Alternate installation methods may be used when designed by a registered engineer and approved by the authority having jurisdiction. Test reports for suspension system performance may be available upon request.

Integration

Barz® can accommodate a full range of Third-Party systems for any design intent. Air diffusers, speakers, sprinklers and other ceiling attached accessories can be independently attached to deck within our ceilings. CAD details are available online at www.ceilingplus.com.

Modification

Cassette systems are easily modified in the field with our template tools. These tools which provide easy precision cutting are standard supplied parts with each order. See our installation manual for details. See our full list of CAD details.

Notes

1. Array-NRC is calculated per ASTM C423 and varies with Barz® profile size, spacing of baffles, perforation pattern, and acoustic backer / infill material. Perforated Barz® spaced closely together with acoustic infill provide higher Array-NRC.

Notice
The information in this document is subject to change without notice. CGC Inc. or USG Corp. assumes no responsibility for any errors that may inadvertently appear in this document.

IC5411/rev. 8-24
© 2024 USG Corporation and/or its affiliates. All rights reserved. Printed in U.S.A.

Manufactured by USG Interiors, LLC
550 West Adams Street
Chicago, IL 60661

The trademarks USG, CEILINGS PLUS, CGC, ARBOREAL, BARZ, BLANCO MAT, LOGIX, SARANTE, the USG/CGC logo, the USG Ceilings Plus, the design elements and colors, and related marks are trademarks of USG Corporation or its affiliates.

Safety First! Follow good safety/industrial hygiene practices during installation. Wear appropriate personal protective equipment. Read SDS and literature before specification and installation.

