


# USG CELEBRATION™ SNAP-IN METAL PANELS



USG Celebration™ Snap-In Metal Panels in Beech/USG Donn® Brand Finline® DXF™ Acoustical Suspension System/USG Compasso™ Standard in Beech

TO ORDER SAMPLES, GO TO [USG.COM](http://USG.COM) OR [CGCINC.COM](http://CGCINC.COM)

#### PAINTED METALS




#### PREMIUM METALS



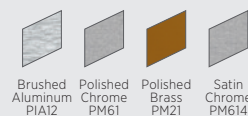
#### TIMBRE™



#### WOOD TONES\* - TEXTURED



#### ANODIZED METALS



#### CUSTOM COLORS AVAILABLE



\* Grid and trim available in painted coordinating colors.

#### FEATURES AND BENEFITS

- Aluminum panels provide a monolithic appearance.
- Easy installation into standard USG Donn® Brand Finline® DXF™ Acoustical Suspension System.
- Aluminum panels are positively attached to the suspension system through engineered connection.
- Downward panel access is excellent for shallow plenum areas.
- Wall-mount solution available.
- Wind load tested and approved, including Miami-Dade NOA, for exterior applications with proper bracing and framing.

#### APPLICATIONS

- Interior and Exterior Applications
- Pods, Islands, and Clouds
- Wall to Wall Ceilings
- Sloped Ceilings
- New Construction or Renovation
- Downward Accessible Ceilings
- Concealed Grid

Perforation C500G

# USG CELEBRATION™ SNAP-IN METAL PANELS

ORDER SAMPLES/LITERATURE  
 USG: usg.com or samplitt@usg.com  
 CGC: contact Sales Representative

TECHNICAL SERVICES  
 800.USG.4YOU (874-4968)

FOR MOST UP-TO-DATE  
 TECHNICAL INFORMATION  
 AND LEED REPORT TOOL  
 usgdesignstudio.com  
 cgcdesignstudio.com



## PRODUCT INFORMATION

Materials	Finishes	Typical Module Sizes <sup>1</sup>	Plenum Depth	Weight
Aluminum panels	Painted, powder coated or anodized in a variety of optional perforation and embossing patterns.	1'x 4', 1'x 5', 2'x 2', 2'x 4', 2'x 6', 2'x 8', 4'x 4', 20"x 60", 30"x 30", 30"x 60" Custom sizes available	Since panels are installed from below, the clearance for installation and removal of panels is minimal. Additional plenum clearance of up to 9" may be required for air boot and lighting installations, depending on the unit selected.	Approximately 0.53 lb./sq. ft., not including lights and air diffusers.

## GRID LAYOUT

The modular nature of USG Celebration™ Snap-In panels must be considered when an assembly is designed. The main tees and cross tees must be installed exactly on module lines. USG Celebration Snap-In panels cannot be installed across main tee and a 4 ft. cross tee. Panels may be field-cut at walls and columns or terminated at a grid module for island installations. Larger panels will require cross tees at their midspan<sup>2</sup>. Please refer to IC592 for more information.

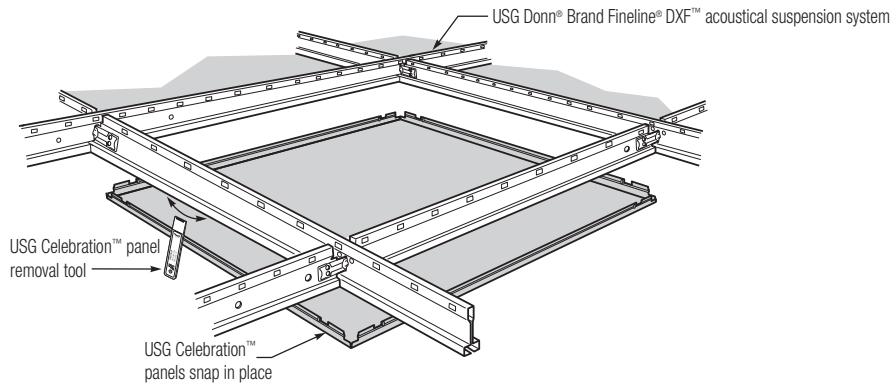
## ACOUSTICS<sup>3</sup>

Description	Optional Acoustical Material	Sound Rating - NRC	
		Perforation CD06305NB (A062)	Perforation CD11717 (A116)
Perforated Panel	Acoustibond™ backer	0.60	0.70
Perforated Panel	2", 0.75 lb. fiberglass in polybag (by others)	0.85	0.90

## CODE APPROVAL

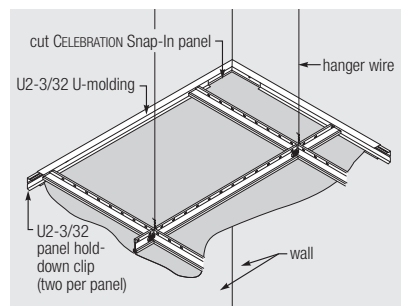
USG Celebration™ Snap-In panels provide a continuous interlock with the suspension system through positive attachment. Supporting grid is capable of sustaining loads greater than those imposed by the USG Celebration system when installed in accordance with manufacturer's instructions. The system meets requirements of ASTM C635 and tested per AC368. See PER-14077 and PER-12055.

## PERSPECTIVE

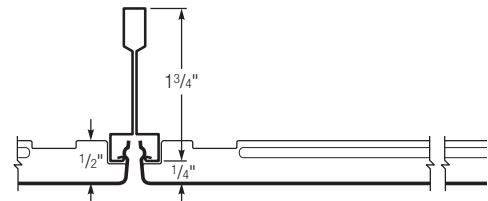


## DETAILS AND ACCESSORIES

### Perimeter Detail



### Edge Detail



### Low Emissions (VOC)

CDPH 01350 v1.2-2017 compliance on select finishes, see usg.com for more details and documentation.

### High Recycled Content

USG classifies High Recycled Content as greater than 50%. Total recycled content is based on product composition of postconsumer and preconsumer (postindustrial) recycled content per FTC guidelines.

## PHYSICAL DATA

### Product literature

System brochure: IC415  
 Data sheet: IC308  
 Perforations selection guide: IC425  
 Installation Guide: IC462  
 Exterior ceiling systems guide: SC2561  
 Warranty: SC2102  
 Wall Mount: IC605  
 Cleaning Instructions: IC518

### ASTM E84 and CAN/ULC S102 surface-burning characteristics (with Acoustibond™ backer)

Class A  
 Flame spread: 25 or less  
 Smoke developed: 50 or less

### Limitation

Some commercially acceptable color variation may occur between lots and between different size products of the same color. For more information about metal ceiling finishes, refer to *Metal Ceilings Technical Guidelines* published by the Ceilings & Interior Systems Construction Association.

### Notes

- Additional sizes available on request.
- If panel length is ≥ 60 inches then one stabilizer bar or cross tee is required at midpoint.  
 - If panel length is ≥ 96 inches then two stabilizer bars or cross tees are required at the 1/3 and 2/3 points.  
 - Cross tees > 96 inches used in large modules shall have hanger wires installed minimum 4 ft. o.c.
- Refer to IC425 for additional NRC information based on perforation pattern.
- Celebration Snap-In panels available in Metallics up to 2' wide and up to 6' long.
- Matte White 3708 is not available in 4' x 4' panel.
- Celebration Snap-In panels available in Timbre™ up to 2' wide and up to 6' long.

### Online tools

usgdesignstudio.com or cgcdesignstudio.com

Client: Resurrection Roman Catholic Parish, Regina, Saskatchewan  
 Architect: Stantec Architecture Ltd.  
 Structural: JC Kenyon Engineering  
 Mechanical: Stantec Consulting  
 Electrical: Ritenburg and Associates Ltd.  
 Interior Design Consultant: Innovative Interiors

### Notice

The information in this document is subject to change without notice. CGC Inc. or USG Corp. assumes no responsibility for any errors that may inadvertently appear in this document.

### IC308/rev. 11-22

© 2022 USG Corporation and/or its affiliates. All rights reserved. Printed in U.S.A.

Manufactured by USG Interiors, LLC  
 550 West Adams Street  
 Chicago, IL 60661

The trademarks USG, CGC, ACOUSTIBOND, CELEBRATION, COMPASSO, DONN, DXF, FINELINE, IT'S YOUR WORLD. BUILD IT, the USG/CGC logo, the design elements and colors, and related marks are trademarks of USG Corporation or its affiliates.

Safety First! Follow good safety/industrial hygiene practices during installation. Wear appropriate personal protective equipment. Read SDS and literature before specification and installation.

