

# USG COMPOSITIONS® DECORATIVE CLOUDS

USG Compositions® Decorative  
Clouds/USG Mars™ Acoustical  
Panels/USG Donn® Brand DX\*/DXL™  
Acoustical Suspension System

TO ORDER SAMPLES, GO TO [USG.COM](http://USG.COM) OR [CGCINC.COM](http://CGCINC.COM)

## STANDARD COLORS



Flat White  
050

## FEATURES AND BENEFITS

- Decorative clouds offered in several attractive shapes and configurations.
- Precut components expertly packaged and shipped in one convenient box.
- Custom look without the difficult coordination of custom applications.
- Premier USG Compäso™ Elite extruded perimeter trim.
- Fit-and-finish trim aesthetics appear seamless with minimal trim intersections and no corner trim intersections.
- Installation eliminates the need for wires at the perimeter, for improved aesthetic and minimal hanger wires.
- Simplifies specifying and ordering.

**Note:** Panels are selected and shipped separately.

## APPLICATIONS

- Interior Applications
- Pods, Islands, and Clouds
- Sloped Ceilings
- Pre-defined Radii and Lengths
- Quick Ship Options
- New Construction or Renovation

USG COMPOSITIONS® DECORATIVE CLOUDS

ORDER SAMPLES/LITERATURE  
USG: usg.com or samplitt@usg.com  
CGC: contact Sales Representative

FOR MOST UP-TO-DATE  
TECHNICAL INFORMATION  
AND LEED REPORT TOOL  
usgdesignstudio.com  
cgcdesignstudio.com  
usg.ecomedes.com

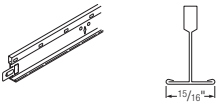
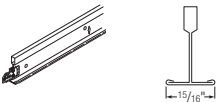
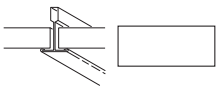
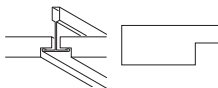
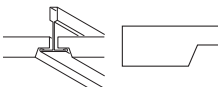
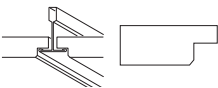
TECHNICAL SERVICES  
800.USG.4YOU (874-4968)

15/16" TEE SYSTEM

Main Tee

Cross Tee

PANEL OPTIONS

| Tees  | ASTM Class  | Length   | Height | Item Number   | Color      |
|---|---|--|--------|---|------------|
|  | Heavy Duty  | Custom per kit   | 1.64"  | DX26  | Flat White |
|  | —   | 4'   | 1-1/2" | DX424   | Flat White |
|   | —   | 2'   | 1-1/2" | DX224   | Flat White |
| Square Edge   | Shadowline  | Shadowline Tapered   |        | Shadowline Beveled  |            |
|  |  |  |        |  |            |



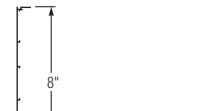
Note: Panels are selected and shipped separately.

LAYOUTS

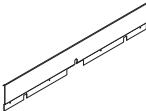
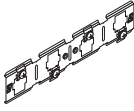
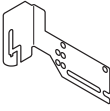
(Additional trim shapes available through Compáso™ Elite Engineered offering)


| Squares/Rectangles |            | Rounded Squares/Rectangles |            |
|--------------------|------------|----------------------------|------------|
| Layout             | Trim       | Layout                     | Trim       |
| 6'x6'              | 4", 6", 8" | 6'x6'                      | 4", 6", 8" |
| 6'x8'              | 4", 6", 8" | 6'x8'                      | 4", 6", 8" |
| 6'x10'             | 4", 6", 8" | 6'x10'                     | 4", 6", 8" |
| 6'x12'             | 4", 6", 8" | 6'x12'                     | 4", 6", 8" |
| 6'x14'             | 4", 6", 8" | 6'x14'                     | 4", 6", 8" |
| 8'x8'              | 4", 6", 8" | 8'x8'                      | 4", 6", 8" |
| 8'x10'             | 4", 6", 8" | 8'x10'                     | 4", 6", 8" |
| 8'x12'             | 4", 6", 8" | 8'x12'                     | 4", 6", 8" |
| 8'x14'             | 4", 6", 8" | 8'x14'                     | 4", 6", 8" |
| 10'x10'            | 4", 6", 8" | 10'x10'                    | 4", 6", 8" |
| 10'x12'            | 4", 6", 8" | 10'x12'                    | 4", 6", 8" |
| 10'x14'            | 4", 6", 8" | 10'x14'                    | 4", 6", 8" |
| 12'x12'            | 4", 6", 8" | 12'x12'                    | 4", 6", 8" |
| 12'x14'            | 4", 6", 8" | 12'x14'                    | 4", 6", 8" |

EDGE TRIM OPTIONS

| 4"  | 6"  | 8"   |
|---|---|--|
|  |  |  |

ACCESSORIES

| Tee Brace   | Splice Plate  | Attachment Clip  |
|---|---|--|
|  |  |  |

 **Low Emissions (VOC)**  
CDPH 01350 v1.2-2017 compliance on select finishes, see usg.ecomedes.com for more details and documentation.

PHYSICAL DATA

|   |  |   |
|---|--|---|
| <b>Additional Documents and Resources</b><br>System Guide: IS267<br>Installation Guide: IS266<br>Data Sheet: IS282<br>Warranty: SC2102<br>Compáso Elite Trim Care and Maintenance Instructions: IC518<br>Installation Guide: IC464<br>Trim Systems Design Guide | <b>Installation</b><br>Install according to ASTM C636, ASTM E580, CISCA and USG requirements. Alternate installation methods may be used when approved by the authority having jurisdiction. USG recommends checking with the authority having jurisdiction prior to designing and installing a suspended ceiling system.<br><br><b>Seismic Applications</b><br>Please refer to Seismic Technical Guide (SC2494) for more information about the seismic guidelines for specialty and decorative ceilings. Since the codes continue to evolve, check with a local official prior to designing and installing a ceiling system. Other restrictions and exemptions may apply. | <b>Notice</b><br>We shall not be liable for incidental and consequential damages, directly or indirectly sustained, nor for any loss caused by application of these goods not in accordance with current printed instructions or for other than the intended use. Our liability is expressly limited to replacement of defective goods. Any claim shall be deemed waived unless made in writing to us within thirty (30) days from date it was or reasonably should have been discovered. |
| <b>Online Tools</b><br>usgdesignstudio.com, cgcdesignstudio.com or usg.ecomedes.com   |  |   |

**Notice**  
The information in this document is subject to change without notice. CGC Inc. or USG Corp. assumes no responsibility for any errors that may inadvertently appear in this document.

**IS282/rev. 8-24**  
© 2024 USG Corporation and/or its affiliates. All rights reserved. Printed in U.S.A.