

USG COMPÄSSO™ ELITE BUILDING PERIMETER SYSTEMS: CURTAIN POCKETS



TO ORDER SAMPLES, GO TO [USG.COM](https://www.usg.com) OR [CGCINC.COM](https://www.cgcinc.com)

PAINTED METAL



Flat White
050

FEATURES AND BENEFITS

- High aesthetic appeal for integrating utilities at building perimeters.
- Fast, efficient installation with multiple mounting options.
- Made with the precision of extruded aluminum.
- Seamless integration with USG Ceiling Systems.

APPLICATIONS

- Interior Applications
- Wall to Wall Ceilings
- Wall Applications
- New Construction

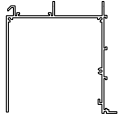
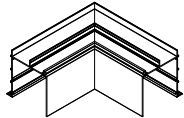

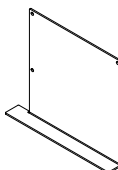
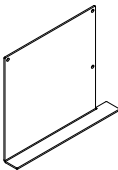
USG COMPÄSSO™ ELITE BUILDING PERIMETER SYSTEMS: CURTAIN POCKETS

ORDER SAMPLES/LITERATURE
USG: usg.com or sampllit@usg.com
CGC: contact Sales Representative

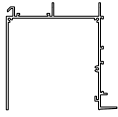
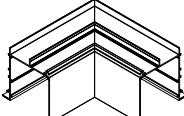

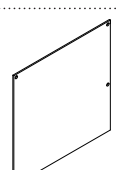
TECHNICAL SERVICES
800 USG.4YOU (874-4968)

FOR MOST UP-TO-DATE TECHNICAL INFORMATION AND LEED REPORT TOOL
usgdesignstudio.com
cgcdesignstudio.com
usg.ecomedes.com

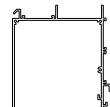
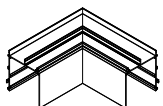

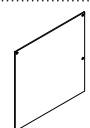
3-Sided Curtain Pocket with Acoustical Flange with Integrated Framing Channel

Item	Description	Size	Length	
277996	3-Sided Pocket with Acoustical Flange	5" x 5" x 5"	120"	
277997	Outside Corner with Acoustical Flange	12" x 5" x 12"	12"	
277998	Inside Corner with Acoustical Flange	12" x 5" x 12"	12.75"	
278071	Right Hand End Cap with Acoustical Flange	5" x 5"		
278072	Left Hand End Cap with Acoustical Flange	5" x 5"		

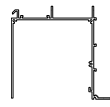
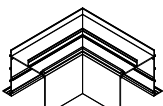
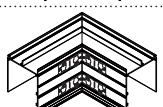
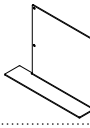
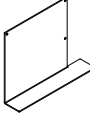
3-Sided Curtain Pocket with Drywall Flange with Integrated Framing Channel

Item	Description	Size	Length	
278008	3-Sided Pocket with Drywall Flange	5" x 5" x 5"	120"	
278009	Outside Corner with Drywall Flange	12" x 5" x 12"	12"	
278010	Inside Corner with Drywall Flange	12" x 5" x 12.75"	12"	
278000	End Cap for Drywall Flange	5" x 5"		

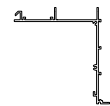


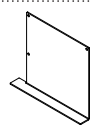
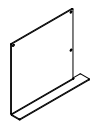
3-Sided Curtain Pocket with Extension Connector Flange with Integrated Framing Channel

278047	3-Sided Pocket with Extension Connector Flange	5" x 5" x 5"	120"	
278048	Outside Corner with Extension Connector Flange	12" x 5" x 12"	12"	
278049	Inside Corner with Extension Connector Flange	12" x 5" x 12"	12.75"	
278011	End Cap for Extension Connector Flange	5" x 5"		

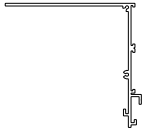

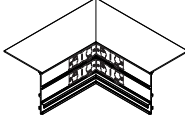
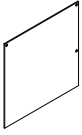
3-Sided Seismic Curtain Pocket with Acoustical Flange with Integrated Framing Channel

278616	3-Sided Seismic Pocket with Acoustical Flange	5" x 5" x 5"	120"	
278617	Seismic Outside Corner with Acoustical Flange	12" x 5" x 12"	12"	
278618	Seismic Inside Corner with Acoustical Flange	12" x 5" x 12"	12.75"	
278619	Seismic Right-Hand End Cap with Acoustical Flange	5" x 5"		
278620	Seismic Left-Hand End Cap with Acoustical Flange	5" x 5"		

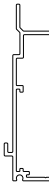
2-Sided Curtain Pocket with Acoustical Flange with Integrated Framing Channel

278036	2-Sided Pocket with Acoustical Flange	5" x 5" x 5"	120"	
278044	Outside Corner with Acoustical Flange	12" x 5" x 12"	12"	
278045	Inside Corner with Acoustical Flange	12" x 5" x 12"	12.75"	
278071	Right Hand End Cap with Acoustical Flange	5" x 5"		
278072	Left Hand End Cap with Acoustical Flange	5" x 5"		



2-Sided Curtain Pocket with Extension Connector Flange for Traditional Metal Framing


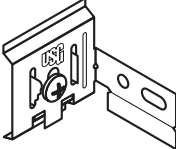
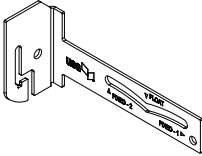
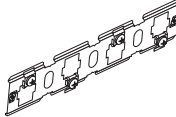
278050	2-Sided Pocket with Extension Connector Flange	5" x 5"	120"	
278051	Outside Corner with Extension Connector Flange	12" x 5" x 12"	12"	
278052	Inside Corner with Extension Connector Flange	12" x 5" x 12"	12.75"	
278011	End Cap for Extension Connector Flange	5" x 5"		

1-Sided Curtain Pocket with Acoustical Flange

278066	1-Sided Pocket with Acoustical Flange	3-1/2"	120"	
--------	---------------------------------------	--------	------	---

Accessories

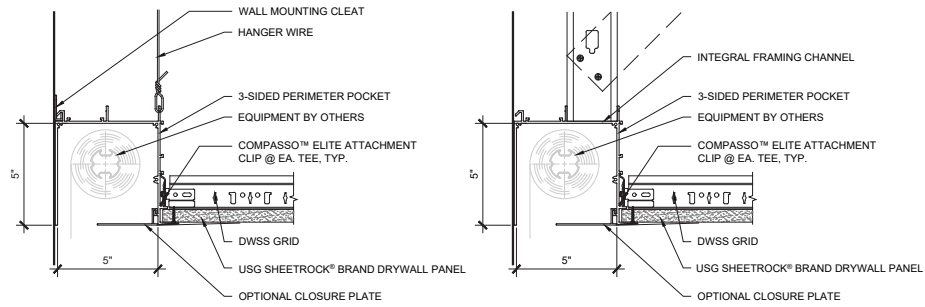
Closure Plate	3"
Item Number	277994 
Pocket Extension	6"
Item Number	277977 

Accessories			
Mounting Cleat	277980		
Attachment Clip	279530		
Seismic Attachment Clip	278621		
Splice Plate	279540		

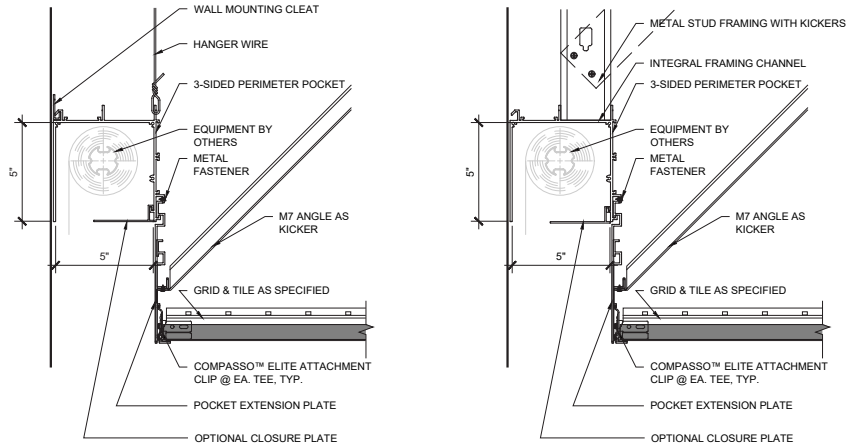
Sample Submittal Kits	
Item	Description
600859	3-Sided Curtain Pocket with Acoustical Flange and INTG Framing
600939	3-Sided Seismic Curtain Pocket with Acoustical Flange and INTG Framing
600879	3-Sided Curtain Pocket with Drywall Flange and INTG Framing
600898	3-Sided Curtain Pocket with Extension Connector Flange for Acoustical Flange and INTG Framing
600899	2-Sided Curtain Pocket with Acoustical Flange and INTG Framing
600929	2-Sided Curtain Pocket with Extension Connector Flange for Acoustical Flange and TRAD Framing

Typical Application Details:

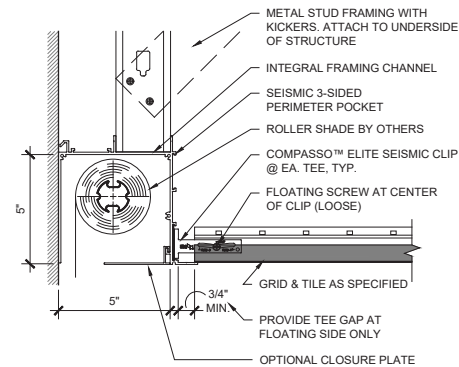
3-Sided Curtain Pocket with Drywall Flange and Integrated Framing Channel



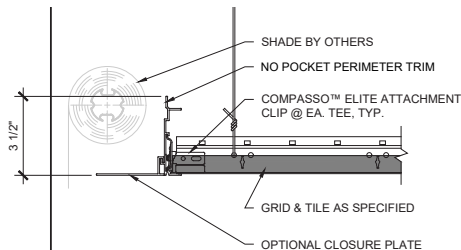
3-Sided Curtain Pocket with Extension Connector with Acoustical Flange and Integrated Framing Channel



3-Sided Seismic Curtain Pocket with Acoustical Flange and Integrated Framing Channel



1-Sided Curtain Pocket with Acoustical Flange



Low Emissions (VOC)

Certified low emitting performance for select finishes, meets CDPH 01350 v1.2 - 2017. Certificates of Compliance for Low VOC Emissions are available on usg.com and at usg.ecomedes.com.

PHYSICAL DATA

Notice

The information in this document is subject to change without notice. CGC Inc. or USG Corp. assumes no responsibility for any errors that may inadvertently appear in this document.

IC753/rev. 6-25
© 2025 USG Corporation and/or its affiliates. All rights reserved. Printed in U.S.A.

Additional Documents and Resources

Installation Guide: IC754
Warranty: SC2102
Handling Guide: IC518

In Seismic Categories C, D-F, USG Curtain Pockets need to be installed on the floating side. Spacings should be configured to ensure wall with USG Curtain Pockets is floating. See ICC-ES ESR 1222 for more information.

Manufactured by USG Interiors, LLC
550 West Adams Street
Chicago, IL 60661

The trademarks USG, CGC, COMPASSO, SHEETROCK, IT'S YOUR WORLD. BUILD IT, the USG/CGC logo, the design elements and colors, and related marks are trademarks of USG Corporation or its affiliates.

Safety First! Follow good safety/industrial hygiene practices during installation. Wear appropriate personal protective equipment. Read SDS and literature before specification and installation.

