

USG COMPÄSSO™ ELITE TRANSITIONS

USG Compässö™ Elite DAS
Transitions Trim with
USG Mars™ Acoustical Panels/
USG Donn® Brand Identitee® DXI™
Acoustical Suspension System

TO ORDER SAMPLES, GO TO USG.COM OR CGCINC.COM

Other colors available by special order.

PAINTED COLORS



Flat White
050

CUSTOM COLORS AVAILABLE



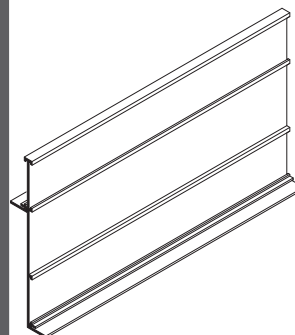
FEATURES AND BENEFITS

- USG Compässö™ Elite Transitions are extruded aluminum trims for creating elevation change fascias between differing ceiling planes.
- Easier to install than conventional drywall fascias.
- Available for drywall lower to acoustical upper and acoustical to acoustical ceiling transitions.
- Drywall transition has an integrated taping flange for a clean, finished edge.
- Designed for 5/8" thick gypsum board.
- Compatible with all USG Donn® Brand Suspension Systems and USG Drywall Suspension Systems.
- Works with USG Compässö™ Elite attachment clips and splice plates.

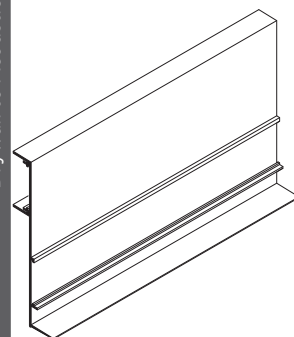
APPLICATIONS

- Interior Applications
- Wall to Wall Ceilings
- Quick Ship Straights
- New Construction

Acoustical to Acoustical



Drywall to Acoustical



USG COMPASSO™ ELITE TRANSITIONS

ORDER SAMPLES/LITERATURE
USG: usg.com or samplitt@usg.com
CGC: contact Sales Representative

FOR MOST UP-TO-DATE
TECHNICAL INFORMATION
AND LEED REPORT TOOL
usgdesignstudio.com
cgcdesignstudio.com
usg.ecomedes.com

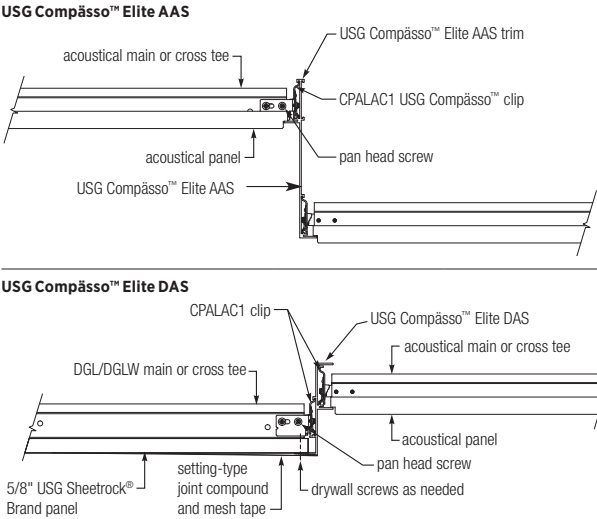
TECHNICAL SERVICES
800.USG.4YOU (874-4968)

PRODUCT INFORMATION

TRIM PROFILES

Materials	Length	Finishes		
Extruded aluminum alloy	10 ft.	Factory-applied powder-coated polyester finish		
USG Compasso™ Elite AAS Acoustical to Acoustical	2" – ALSFTACAC210	4" – ALSFTACAC410	6" – ALSFTACAC610	Available factory mitered corner pieces for field assembly. Required splices included with corners.
USG Compasso™ Elite DAS Drywall Lower to Acoustical Upper	2" – ALSFTDWAC210	4" – ALSFTDWAC410	6" – ALSFTDWAC610	Available factory mitered corner pieces for field assembly. Required splices included with corners.

ATTACHMENT DETAILS



Important:
Taping flange must be lightly sanded before applying joint compound. For complete installation instructions, refer to *USG Compasso™ Elite Transitions Installation Guide* (IC624).

Low Emissions (VOC)
CDPH 01350 v1.2-2017 compliance on select finishes, see usg.ecomedes.com for more details and documentation.

PHYSICAL DATA

Notice
The information in this document is subject to change without notice. CGC Inc. or USG Corp. assumes no responsibility for any errors that may inadvertently appear in this document.

IC623/rev. 6-24
© 2024 USG Corporation and/or its affiliates. All rights reserved. Printed in U.S.A.

Additional Documents and Resources	Online Tools	Material
Data Sheet: IC623 Installation Guide: IC624 Warranty: SC2102 Care and Maintenance Instructions: IC518 Trim Systems Design Guide	usgdesignstudio.com, cgcdesignstudio.com or usg.ecomedes.com	Extruded aluminum alloy.