

Environmental Product Declaration

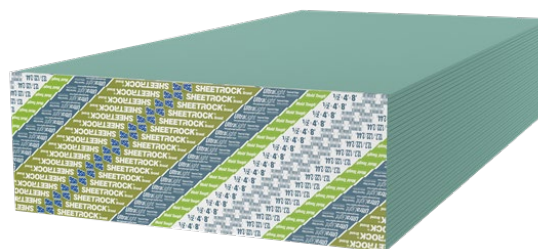
1/2 in. (12.7 mm) Sheetrock® Brand UltraLight Panels Mold Tough®

Aliquippa, PA, Bridgeport, AL, Hagersville, Ontario (Canada), Jacksonville, FL, Plaster City, CA, Rainier, OR, Shoals, IN, Sperry, IA, Sweetwater, TX, Washingtonville, PA



Ultralightweight 1/2 in. (12.7 mm) panels with moisture and mold resistance for wall and ceiling applications

- The industry's first lightweight 1/2 in. (12.7 mm) panels with moisture and mold resistance
- Feature a noncombustible, moisture-resistant gypsum core encased in moisture- and mold-resistant, 100% recycled green face and brown back papers
- Superior score and snap for a cleaner edge and faster installation
- Comply with ASTM C1396, Standard Specification for Gypsum Board, for 1/2 in. (12.7 mm) water-resistant gypsum wallboard and 1/2 in. (12.7 mm) exterior gypsum soffit board
- Underwriters Laboratories Inc. (UL) Classification as to surface-burning characteristics and noncombustibility
- Achieved GREENGUARD Gold Certification and qualifies as a low VOC emitting material (meets CA 01350)



TRACI V2.1 ENVIRONMENTAL IMPACTS (CRADLE-TO-GRAVE)	
Functional Unit – 1,000 sf (92.9 m ²)	
Global Warming Potential (kg CO ₂ eq.)	3.06E+02
Ozone Depletion Potential (kg CFC-11 eq.)	1.21E-08
Acidification Potential (kg SO ₂ eq.)	6.91E-01
Eutrophication Potential (kg N eq.)	7.19E-02
Photochemical Ozone Creation Potential (kg O ₃ eq.)	1.53E+01
Abiotic Resource Depletion Potential Fossil Fuels (MJ, LHV)	6.59E+02

For over a century, sustainable practices have naturally been an inherent part of our business at USG and CGC. Today, they help shape the innovative products that become the homes where we live, the buildings where we work and the arenas where we play. From the product formulations we choose, to the processes we employ, USG and CGC are committed to designing, manufacturing, and distributing products that minimize overall environmental impacts and contribute toward a healthier living space. We believe that transparency of product information is essential for our stakeholders and Environmental Product Declarations (EPDs) are the next step toward an even more transparent USG and CGC. For additional information, visit usg.com, cgcinc.com and usg.ecomedes.com.



ASTM INTERNATIONAL
WWW.ASTM.ORG
COPYRIGHT ©2014

Environmental Product Declaration

1/2 in. (12.7 mm) Sheetrock® Brand UltraLight Panels Mold Tough®

Aliquippa, PA, Bridgeport, AL, Hagersville, Ontario (Canada), Jacksonville, FL, Plaster City, CA, Rainier, OR, Shoals, IN, Sperry, IA, Sweetwater, TX, Washingtonville, PA



This declaration is an Environmental Product Declaration (EPD) in accordance with ISO 14025 and ISO 21930:2017. EPDs rely on Life Cycle Assessment (LCA) to provide information on a number of environmental impacts of products over their life cycle. Exclusions: EPDs do not indicate that any environmental or social performance benchmarks are met, and there may be impacts that they do not encompass. LCAs do not typically address the site-specific environmental impacts of raw material extraction, nor are they meant to assess human health toxicity. EPDs can complement but cannot replace tools and certifications that are designed to address these impacts and/or set performance thresholds – e.g. Type 1 certifications, health assessments and declarations, environmental impact assessments, etc. Accuracy of Results: EPDs regularly rely on estimations of impacts, and the level of accuracy in estimation of effect differs for any particular product line and reported impact. Comparability: EPDs are not comparative assertions and are either not comparable or have limited comparability when they cover different life cycle stages, are based on different product category rules or are missing relevant environmental impacts. EPDs from different programs may not be comparable.

DECLARATION NUMBER	EPD 212	
PROGRAM OPERATOR	ASTM International – 100 Barr Harbor Drive, West Conshohocken, PA USA www.astm.org	
DECLARATION HOLDER	USG Corporation - 550 W. Adams St., Chicago, IL USA	
DECLARED PRODUCT	1/2 in. (12.7 mm) Sheetrock® Brand UltraLight Panels Mold Tough®	
REFERENCE PCR	NSF, Product Category Rules for Gypsum Panel Products, v1.1, April 2020	
DATE OF ISSUE	6/4/21	
PERIOD OF VALIDITY	5 Years	
CONTENTS OF THE DECLARATION	This EPD is complete and contains the following: <ul style="list-style-type: none"> • Product System Documentation • Life Cycle Calculation Rules • Life Cycle Assessment Results • Further Information • References 	
This declaration was independently verified in accordance with ISO 14025 and ISO 21930:2017 <input type="checkbox"/> INTERNAL <input checked="" type="checkbox"/> EXTERNAL	Tim Brooke, ASTM International	
This life cycle assessment was independently verified in accordance with ISO 14044 and the reference PCR by:	Thomas P. Gloria, Industrial Ecology Consultants	



ASTM INTERNATIONAL
WWW.ASTM.ORG
COPYRIGHT ©2014

Environmental Product Declaration

1/2 in. (12.7 mm) Sheetrock® Brand UltraLight Panels Mold Tough®

Aliquippa, PA, Bridgeport, AL, Hagersville, Ontario (Canada), Jacksonville, FL, Plaster City, CA, Rainier, OR, Shoals, IN, Sperry, IA, Sweetwater, TX, Washingtonville, PA



1. Product System Documentation

1.1 Product Description and Product Identification

Sheetrock® Brand UltraLight Panels Mold Tough® are lightweight 1/2 in. (12.7 mm) gypsum panels that feature proprietary core and paper technologies, resulting in a high strength-to-weight ratio composite design. The noncombustible, moisture-resistant gypsum core is encased in moisture- and mold-resistant, 100% recycled green face and brown back papers, and the face paper is folded around the long edges to reinforce and protect the core. When tested in accordance with ASTM D3273, *Standard Test Method for Resistance to Growth of Mold on the Surface of Interior Coatings in an Environmental Chamber*, the panels meet or exceed ASTM C1396 specifications. The ends of the panels are cut square and even, while the long edges are tapered, allowing joints to be reinforced and concealed with Sheetrock® Brand joint treatment systems.

1.2 Designated Application

- Commercial or residential applications where 1/2 in. (12.7mm) panels with moisture and mold resistance are desired
- New or repair and remodel construction
- Non-fire-rated wood- or steel-framed wall and ceiling applications
- Interior tile substrate in dry locations or areas with limited water exposure
- Protected exterior soffit and ceiling applications and ceiling applications

1.3 Product Technical Data

Table 1: Summary of the technical data

Technical Data	ASTM Test Method	Requirement	Acceptance Criteria
Safety Data Sheet – Yes/No		Yes	Available at usg.com and cgcinc.com
Noncombustibility	E136	Noncombustible	Meets
Surface-burning characteristics			
Flame spread	E84	Flame Spread Index, not greater than 25 ¹	15
Smoke developed	E84	--	5
Class A	E84	Flame spread not greater than 25 and smoke developed not greater than 450	Meets
Core hardness			
Field	C473 (B)	Not less than 11 lbf (49 N) ¹	Meets
End	C473 (B)	Not less than 11 lbf (49 N) ¹	Meets
Edge	C473 (B)	Not less than 11 lbf (49 N) ¹	Meets
Flexural strength			
Parallel	C473 (B)	Not less than 36 lbf (160 N) ¹	Meets
Perpendicular	C473 (B)	Not less than 107 lbf (476 N) ¹	Meets
Humidified deflection	C473	Not greater than 1-1/4 in. (32 mm) ¹	Meets
Nail pull resistance	C473 (B)	Not less than 77 lbf (343 N) ¹	Meets

1. Per ASTM C1396 for 1/2 in. (12.7 mm) gypsum wallboard.



ASTM INTERNATIONAL
WWW.ASTM.ORG
COPYRIGHT ©2014

Environmental Product Declaration

1/2 in. (12.7 mm) Sheetrock® Brand UltraLight Panels

Mold Tough®

Aliquippa, PA, Bridgeport, AL, Hagersville, Ontario (Canada), Jacksonville, FL, Plaster City, CA, Rainier, OR, Shoals, IN, Sperry, IA, Sweetwater, TX, Washingtonville, PA



1.4 Placing on the Market/Application Rules

Standard rules for installing gypsum board are presented in the *USG Gypsum Construction Handbook* available online at usg.com and cginc.com.

1.5 Product Composition

Table 2: Product specifications and formula

Product Specifications	Measurement	Value
	Thickness	1/2 in. (12.7 mm)
	Lengths	8-12 ft. (2438-3658 mm)
	Width	4 ft. (1219 mm)
	Weight (nominal)	1.35 lb./sq. ft. (6.59 kg/sq.m.)
	Edges	Tapered

Product Formulation	Additive	Percentage
	Gypsum	90%
	Paper	7%
	Additives	3%

1.6 Product Manufacture

The manufacture of gypsum board starts with the combining of the dry ingredients in a screw conveyor, feeding of this dry ingredient mixture into a pin mixer where these dry ingredients are mixed with water and wet additives. The resulting slurry is fed between two sheets of paper; facing paper (Manila) on the bottom and backing paper (Newsline) on the top. The wet gypsum board is allowed to hydrate after which the hard board is cut and transferred into a kiln for evaporation of excess water. After removal of the evaporative water, the board is cut to its final size, end tapes are applied and the resulting product is ready for shipment. Any gypsum board not meeting quality control specifications is recycled on-site.

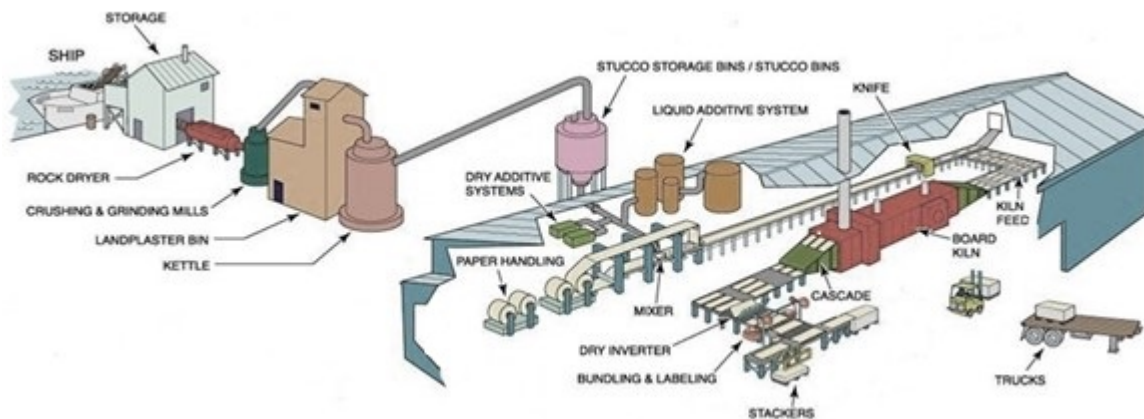


Figure #1: Process diagram for the production of gypsum board



ASTM INTERNATIONAL
 WWW.ASTM.ORG
 COPYRIGHT ©2014

Environmental Product Declaration

1/2 in. (12.7 mm) Sheetrock® Brand UltraLight Panels Mold Tough®

Aliquippa, PA, Bridgeport, AL, Hagersville, Ontario (Canada), Jacksonville, FL, Plaster City, CA, Rainier, OR, Shoals, IN, Sperry, IA, Sweetwater, TX, Washingtonville, PA



1.7 Environment and Health During Manufacturing

USG and CGC have led the building sector's effort in developing and supplying sustainable construction materials. Today, sustainability is integrated into the design and manufacture of every wall, ceiling, and flooring product. As both a producer and a buyer of raw materials, we have a responsibility to extensively review and select each material we use. Each decision we make is based on careful consideration of environmental and safety effects over time. Raw materials used in our products are carefully selected and go through a screening procedure. Incoming raw materials are tested for contaminants by an internal lab and third-party labs for consideration of use and worker, environmental, and end-user exposure. This due diligence helps to ensure our products are safe to handle in our manufacturing plants and on job sites while having minimal impact on occupant health and indoor and outdoor environments.

1.8 Packaging

End tape is applied to every two pieces to form a unit for shipment. A quantity of units is collected and placed on slotters (i.e., spacers) for easy pick-up by fork lift trucks.

1.9 Distribution

The default distances from the PCR for both truck 280 miles (451 km) and rail 130 miles (209 km) transport were used in this analysis. Final transportation from the distribution gate to the construction site was defaulted to 25 miles (40 km) by a single unit truck with an empty backhaul.

1.10 Product Installation

For installation of gypsum panel products, refer to Gypsum Association's GA-216, *Application and Finishing of Gypsum Panel Products*, ASTM C840, *Standard Specification for Application and Finishing of Gypsum Board*, published UL Design or GA File Number and *USG Gypsum Construction Handbook*.

As dictated by the PCR, "the default on-site installation waste" scenario for gypsum boards was 10% on a surface area basis of gypsum board product. A 10% installation waste factor was adhered to in this LCA analysis.

Installation of the gypsum board into the building includes the manufacture and transportation of ancillary inputs and any energy or water required for installation or operation of the construction site. The installation stage included provision of all materials (joint tape, joint treatment, and fasteners) and energy required to install the product per industry standards. The amounts of joint tape, joint compound and fasteners required for installing 1,000 square feet (1 MSF) of gypsum board was based on industry standards. In the case of Joint compound, the amount was based on the PCR for joint compound. Energy required during installation of this product is predominantly manual labor with minimal electricity which has been omitted in this analysis.

1.11 Environment and Health During Use Stage

Under normal conditions of intended use, this material does not pose a risk to the environment or occupant health.

1.12 Reference Service Life

A default RSL of 75 years shall be assumed for the product. An assumed Estimated Service Life (ESL) of 75 years shall be used for building life.



ASTM INTERNATIONAL
WWW.ASTM.ORG
COPYRIGHT ©2014

Environmental Product Declaration

1/2 in. (12.7 mm) Sheetrock® Brand UltraLight Panels Mold Tough®

Aliquippa, PA, Bridgeport, AL, Hagersville, Ontario (Canada), Jacksonville, FL, Plaster City, CA, Rainier, OR, Shoals, IN, Sperry, IA, Sweetwater, TX, Washingtonville, PA



1.13 End-of-Life

Currently, gypsum board is typically disposed of in a building and construction landfill. In certain areas, USG has agreements with third-party gypsum waste recyclers who collect gypsum construction waste at jobsites for recycling and then transport this post-consumer gypsum raw material to specific USG manufacturing plants for use in the manufacturing of new wallboard. There are several alternative options to landfilling such as the use of reground gypsum wallboard for soil amendment applications. Contact your local EPA for reuses rules and regulations.

1.14 Documentation on Additional Environmental Information

1/2 in. (12.7 mm) Sheetrock® Brand UltraLight Panels Mold Tough® have achieved GREENGUARD Gold Certification and qualifies as a “Low Emitting” material per California Department of Public Health CDPH/EHLB/Standard Method (CA Section 01350) for school classroom, and private office modeling scenarios, and meets USGBC’s LEED® v4 emission requirements.

2. LCA Calculation Rules

2.1 Functional Unit

The functional unit for this LCA study is 1,000 sf (92.9 m²) of product. This functional unit is consistent with the PCR.

Table 1: Declared unit

Gypsum Board	Value and Units
Functional Unit	1,000 sf (92.9 m ²)
Declared Density	1400 lbs./MSF
Declared Density	6.8 kg/m ²

2.2 System Boundary

This cradle-to-grave (A1-C4) LCA study covers all the production steps from raw materials extracted from the earth (the cradle) to pallets of taped gypsum board ready to be shipped from the plant as well as distribution, installation (including contributions from fasteners, joint tape, and joint compound), use and end of life stages (the grave). This study also includes the preparation of an intermediate LCA on joint compound used in the installation of this product.



ASTM INTERNATIONAL
WWW.ASTM.ORG
COPYRIGHT ©2014

Environmental Product Declaration

1/2 in. (12.7 mm) Sheetrock® Brand UltraLight Panels Mold Tough®

Aliquippa, PA, Bridgeport, AL, Hagersville, Ontario (Canada), Jacksonville, FL, Plaster City, CA, Rainier, OR, Shoals, IN, Sperry, IA, Sweetwater, TX, Washingtonville, PA

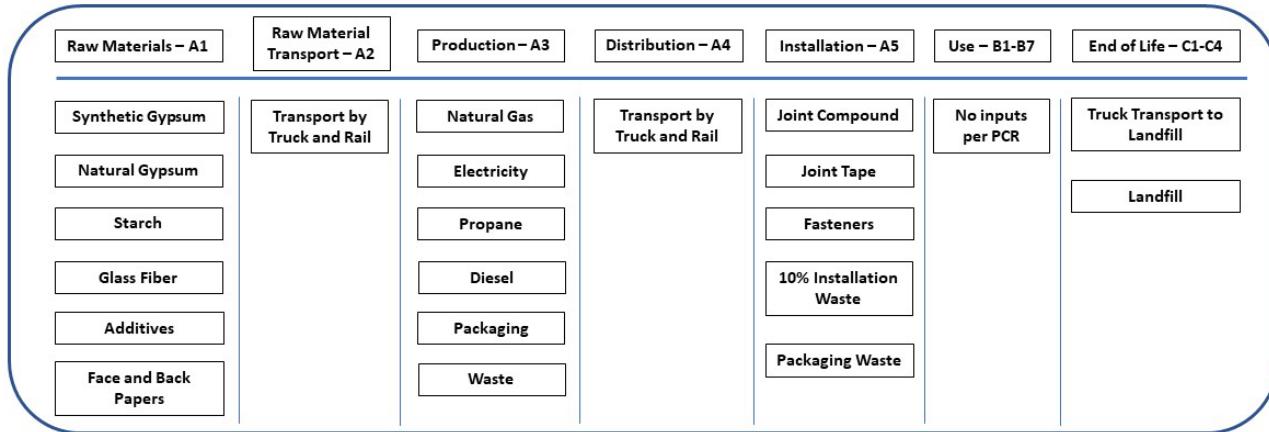


Figure 2: Specific processes covered by this EPD by life cycle stage

2.3 Estimates and Assumptions

All paper raw material and energy data is specific to the manufacture of USG Manila and Newsline papers at the specific USG paper mill. 1/2 in. (12.7 mm) Sheetrock® Brand UltraLight Panels Mold Tough® raw material and energy inputs are specific to the specific products produced at the gypsum board plant.

2.4 Cut-off Criteria

The cut-off criteria for input flows to be considered within each system boundary were as follows:

Mass – if a flow is less than 1% of the cumulative mass of the model flows it may be excluded, providing its environmental relevance is minor.

Energy – if a flow is less than 1% of the cumulative energy of the system model it may be excluded, providing its environmental relevance is minor.

The sum of the excluded material flows must not exceed 5% of mass, energy or environmental relevance.

2.5 Background Data

All background was sourced from critically reviewed GaBi databases.

2.6 Data Requirements and Data Sources

Manufacturer specific data was obtained from each United States gypsum board manufacturing plant. The LCA model was created using the GaBi ts software. Specific comments related to data quality requirements cited in ISO 14025 Section 4.2.3.6.2 include the following:

Temporal: In the case of 1/2 in. (12.7 mm) Sheetrock® Brand UltraLight Panels Mold Tough®, the LCI data was collected from each gypsum board plant for the 2019 calendar year.



ASTM INTERNATIONAL
WWW.ASTM.ORG
COPYRIGHT ©2014

Environmental Product Declaration

1/2 in. (12.7 mm) Sheetrock® Brand UltraLight Panels Mold Tough®

Aliquippa, PA, Bridgeport, AL, Hagersville, Ontario (Canada), Jacksonville, FL, Plaster City, CA, Rainier, OR, Shoals, IN, Sperry, IA, Sweetwater, TX, Washingtonville, PA



- Geographical:** Where possible, all processes were chosen as being representative of U.S. manufacturing processes.
- Technical:** The data selected for this study is specific to the technology used in the preparation of the raw materials.
- Precision:** The raw material usage amounts were derived from plant quality data on finished products and product formulas.
- Completeness:** Virtually all the significant raw material flows (> 99%) used for panel production has been modeled. The exception consists of transportation of the coating raw materials; the effect of which was determined to be less than 1% of the total.
- Representative:** Where possible all the data sets were selected to be representative of U.S.-based production, are less than 10 years in age and are representative of the technology being employed.
- Consistency:** All the manufacturing processes were modeled in a consistent manner throughout this study in accordance with the goal and scope definitions.
- Reproducibility:** The information contained in this study, including raw material, energy and transportation distance inputs, have been fully documented in the LCA report.
- Sources of Data:** The sources for the processes used in this study have been fully provided in the LCA report and are representative of the material and energy sources used in actual production.
- Uncertainty:** The relative uncertainty associated with this study has been minimized. No significant assumptions have been made.

2.7 Period Under Review

All raw material and energy inputs are for the 2019 calendar year.

2.8 Allocation

The LCI data was collected for the gypsum board plant for the 2019 production year. Raw material and energy inputs were allocated to 1/2 in. (12.7 mm) Sheetrock® Brand UltraLight Panels Mold Tough® based on the mass of those panels.

2.9 Comparability

Any comparison of EPDs shall be subject to the requirements of ISO 14025:2006 section 6.7.2, ISO 21930:2017 section 5.5, and NSF Part B PCR for Gypsum Panel Products, section 5.5



ASTM INTERNATIONAL
WWW.ASTM.ORG
COPYRIGHT ©2014

Environmental Product Declaration

1/2 in. (12.7 mm) Sheetrock® Brand UltraLight Panels Mold Tough®

Aliquippa, PA, Bridgeport, AL, Hagersville, Ontario (Canada), Jacksonville, FL, Plaster City, CA, Rainier, OR, Shoals, IN, Sperry, IA, Sweetwater, TX, Washingtonville, PA



3. Life Cycle Assessment Results

Product stage				Construction process stage				Use stage				End of life stage			
Raw Material Supply	Transport	Manufacturing	Transport	Construction-Installation Process	Use	Maintenance	Repair	Replacement	Refurbishment	Operational Energy Use	Operational water Use	De-construction Demolition	Transport	Waste processing	Disposal
A1	A2	A3	A4	A5	B1	B2	B3	B4	B5	B6	B7	C1	C2	C3	C4
X	X	X	X	X	X	X	X	X	X	X	X	X	X	X	X

Figure 3: System Boundary

3.1 Life Cycle Impact Assessment Results

Table 4: LCA Results using TRACI 2.1 Impacts

Mass-Weighted Average of Environmental LCA Results for 1,000 SF of 1/2 in. (12.7 mm) Sheetrock® Brand UltraLight Panels Mold Tough®								
Impact Assessment Method: TRACI 2.1	Units	Stage						Total A1-C4
		A1-A3	A4	A5	B1-B7	C1-C4		
Environmental Impact Category		Impact	Impact	Impact	Impact	Impact	Impact	
Global warming	kg CO2 eq.	1.94E+02	3.13E+01	4.55E+01	0.00E+00	3.56E+01	3.06E+02	
Ozone Depletion Potential (ODP)	kg CFC 11-eq.	1.09E-08	4.04E-15	1.28E-09	0.00E+00	9.56E-14	1.21E-08	
Acidification Potential	kg SO2 eq.	3.50E-01	7.40E-02	1.02E-01	0.00E+00	1.65E-01	6.91E-01	
Eutrophication Potential (EP)	kg N eq.	3.78E-02	9.61E-03	1.37E-02	0.00E+00	1.08E-02	7.19E-02	
Photochemical Ozone Creation Potential (POCP)	kg O3-Equiv.	7.78E+00	2.00E+00	2.06E+00	0.00E+00	3.49E+00	1.53E+01	
Abiotic Depletion Potential (ADP) - fossil fuels	MJ surplus energy	4.36E+02	5.95E+01	9.05E+01	0.00E+00	7.24E+01	6.59E+02	



ASTM INTERNATIONAL
WWW.ASTM.ORG
COPYRIGHT ©2014

Environmental Product Declaration

1/2 in. (12.7 mm) Sheetrock® Brand UltraLight Panels Mold Tough®

Aliquippa, PA, Bridgeport, AL, Hagersville, Ontario (Canada), Jacksonville, FL, Plaster City, CA, Rainier, OR, Shoals, IN, Sperry, IA, Sweetwater, TX, Washingtonville, PA



Table 5: LCA Results for Resources Usages

Mass-Weighted Average of Resource and Waste Flows for 1,000 SF of 1/2 in. (12.7 mm) Sheetrock® Brand UltraLight Panels Mold Tough®							
	Units	Stage					
Use of Primary Resources		A1-A3	A4	A5	B1-B7	C1-C4	Total A1-C4
Renewable primary resources used as an energy carrier (RPRE)	MJ, NCV	4.09E+02	1.89E+01	8.26E+01	0.00E+00	4.13E+01	5.52E+02
Renewable primary resources with energy content used as material (RPRM)	MJ, NCV	0.00E+00	0.00E+00	0.00E+00	0.00E+00	0.00E+00	0.00E+00
Non-renewable primary resources used as an energy carrier (NRPRE)	MJ, NCV	3.43E+03	4.47E+02	7.76E+02	0.00E+00	5.65E+02	5.22E+03
Non-renewable primary resources with energy content used as material (NRPRM)	MJ, NCV	0.00E+00	0.00E+00	0.00E+00	0.00E+00	0.00E+00	0.00E+00
Secondary material, secondary fuel and recovered energy							
Secondary Material (SM)	kg	4.06E+02	0.00E+00	4.51E+01	0.00E+00	0.00E+00	4.51E+02
Renewable Secondary Fuel (RSF)	MJ, NCV	0.00E+00	0.00E+00	0.00E+00	0.00E+00	0.00E+00	0.00E+00
Non-renewable Secondary Fuel (NRSF)	MJ, NCV	0.00E+00	0.00E+00	0.00E+00	0.00E+00	0.00E+00	0.00E+00
Renewable Energy (RE)	MJ, NCV	0.00E+00	0.00E+00	0.00E+00	0.00E+00	0.00E+00	0.00E+00
Consumption of Fresh Water	m3	1.12E+00	8.40E-02	4.05E-01	0.00E+00	8.54E-02	1.70E+00
Additional inventory parameters for transparency							
Removals and emissions associated with biogenic carbon content of the bio-based product	kg CO2-eq.	-2.65E+01	0.00E+00	-5.64E+00	0.00E+00	3.21E+01	0.00E+00
Emission from calcination and uptake from carbonation	kg CO2-eq.	0.00E+00	0.00E+00	0.00E+00	0.00E+00	0.00E+00	0.00E+00
Removals and emissions associated with biogenic carbon content of the bio-based packaging	kg CO2-eq.	0.00E+00	0.00E+00	0.00E+00	0.00E+00	0.00E+00	0.00E+00
Emissions from land use change	kg CO2-eq.	7.41E-02	3.42E-02	2.43E-02	0.00E+00	2.93E-02	1.62E-01
Emissions from combustion of waste from renewable sources used in production processes	kg CO2-eq.	0.00E+00	0.00E+00	0.00E+00	0.00E+00	0.00E+00	0.00E+00
Emissions from combustion of waste from non-renewable sources used in production processes	kg CO2-eq.	0.00E+00	0.00E+00	0.00E+00	0.00E+00	0.00E+00	0.00E+00
Indicators describing waste							
Hazardous waste disposed	kg	1.91E-05	7.65E-06	4.09E-06	0.00E+00	4.96E-06	3.58E-05
Non-hazardous waste disposed	kg	6.82E+00	3.20E-02	1.12E+02	0.00E+00	6.75E+02	7.94E+02
High-level radioactive waste	kg	5.83E-02	1.01E-03	2.00E-02	0.00E+00	4.08E-03	8.34E-02
Intermediate and low-level waste	kg	N/A	N/A	N/A	N/A	N/A	N/A
Assignments of output flows at the end-of-life							
Components for re-use (CRU)	kg	0.00E+00	0.00E+00	0.00E+00	0.00E+00	0.00E+00	0.00E+00
Materials for recycling (MR)	kg	0.00E+00	0.00E+00	0.00E+00	0.00E+00	0.00E+00	0.00E+00
Materials for energy recovery (MER)	kg	0.00E+00	0.00E+00	0.00E+00	0.00E+00	0.00E+00	0.00E+00
Recovered energy exported (EE)	MJ, NCV	0.00E+00	0.00E+00	0.00E+00	0.00E+00	0.00E+00	0.00E+00



ASTM INTERNATIONAL
WWW.ASTM.ORG
COPYRIGHT ©2014

Environmental Product Declaration

1/2 in. (12.7 mm) Sheetrock® Brand UltraLight Panels Mold Tough®

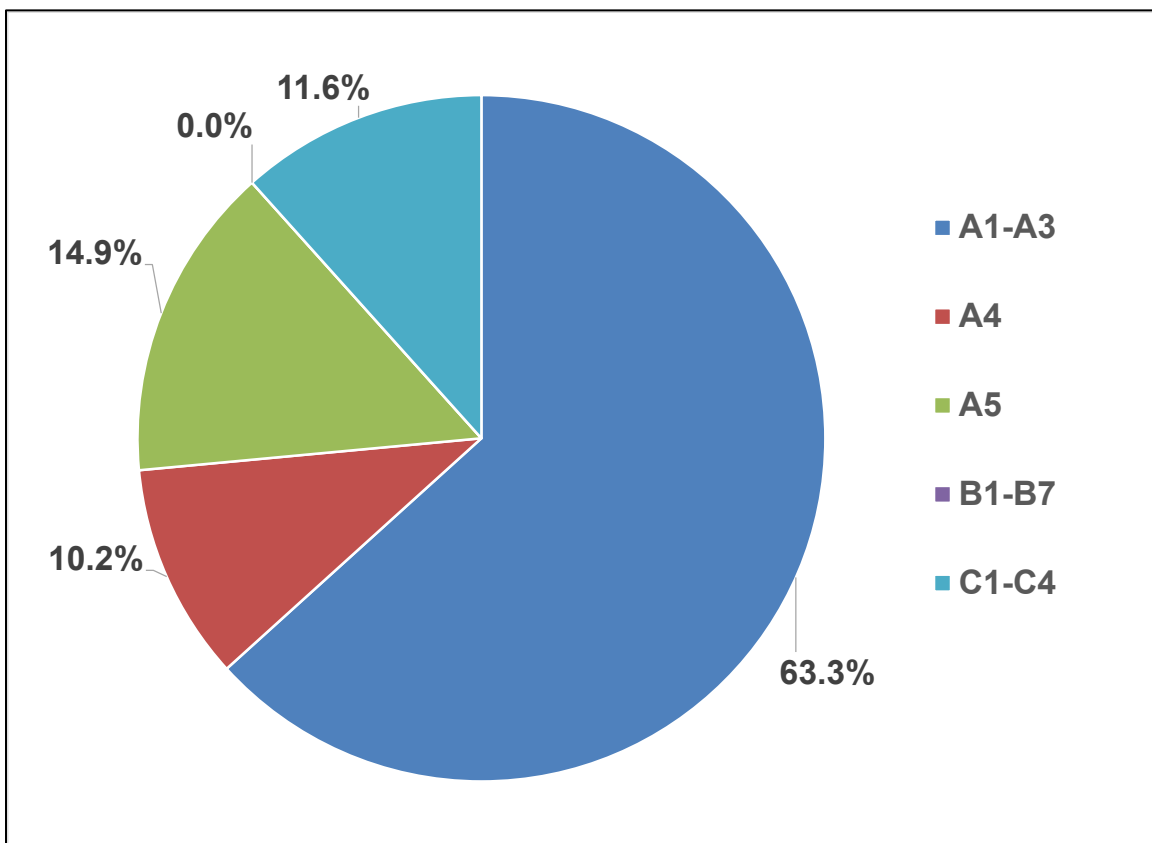
Aliquippa, PA, Bridgeport, AL, Hagersville, Ontario (Canada), Jacksonville, FL, Plaster City, CA, Rainier, OR, Shoals, IN, Sperry, IA, Sweetwater, TX, Washingtonville, PA



4. LCA Interpretation

The figure below graphically depicts the relative contributions for the cradle-to-grave production of 1,000 sf of 1/2 in. (12.7 mm) Sheetrock® Brand UltraLight Panels Mold Tough®. The dominant source of greenhouse gases are generated during the board drying process. This analysis is typical for all gypsum plants covered in this study. Future reductions in Global Warming Potential should be directed at reducing the amount of water entering the dryer.

Figure 4: Process Dominance Analysis for the Production of 1 MSF of 1/2 in. (12.7 mm) Sheetrock® Brand UltraLight Panels Mold Tough®



ASTM INTERNATIONAL
WWW.ASTM.ORG
COPYRIGHT ©2014

Environmental Product Declaration

1/2 in. (12.7 mm) Sheetrock® Brand UltraLight Panels Mold Tough*

Aliquippa, PA, Bridgeport, AL, Hagersville, Ontario (Canada), Jacksonville, FL, Plaster City, CA, Rainier, OR, Shoals, IN, Sperry, IA, Sweetwater, TX, Washingtonville, PA



5. References

LCA Report

A Cradle-to-Gate (A1-A3) and Cradle-to-Grave (A1-C4) Life Cycle Assessment of Selected Sheetrock® Brand Paper-Faced Gypsum Board Products, 4/30/21. USG (Confidential)

Product PCR

NSF International - Product Category Rule for Environmental Product Declarations, PCR for Gypsum Panel Products, v1.1, April 2020.

Sustainability Reporting Standards

EN 15804:2012-04 - Sustainability of construction works — Environmental Product Declarations — Core rules for the product category of construction product

ISO 14025:2006 - Environmental labels and declarations — Type III environmental declarations — Principles and procedures

ISO 14040:2006/Amended 1:2020 - Environmental management – Life cycle assessment – Principles and framework

ISO 14044:2006/Amended 2:2020 - Environmental management – Life cycle assessment – Requirements and guidelines

ISO 14046:2013 - Environmental management- Water footprint- Principles, requirements and guidelines

ISO 15392:2008 - Sustainability in building construction- General principles

ISO 15686-1:2011 - Buildings and constructed assets- Service life planning- Part 1: General principles

ISO 15686-2:2008 - Buildings and constructed assets- Service life planning Part 2: Service life prediction procedures

ISO 15686-7:2008 - Buildings and constructed assets- Service life planning Part 7: Performance evaluation for feedback of service life data from practice

ISO 15686-8:2008 - Buildings and constructed assets- Service life planning Part 8: Reference service life and service life estimation

ISO 21930:2017 - Sustainability in buildings and civil engineering works — Core rules for environmental product declarations of construction products and services

Additional References

UL Environment - Product Category Rule (PCR) Guidance for Building-Related Products and Services Part B: Joint Compound EPD Requirements, ULE 10010-30, v.1, August 3, 2016.



ASTM INTERNATIONAL
WWW.ASTM.ORG
COPYRIGHT ©2014