


New Stealth Hinged Access Panel

Glass Fiber Reinforced Gypsum Access Panels for Walls and Ceilings



Description

Designed for both wall and ceiling applications, the hinged Stealth Panel can be used where a locked door is needed but style is still maintained.

The hinged panel is great for use in ceiling applications where there is no clearance to push a door up and in wall applications when access to plumbing and electrical is needed.

The Stealth Hinged Access Panel consists of a frame and door with concealed hinges and a key lock.




1055 Leisz's Bridge Rd.
Leesport, PA 19533
Toll-Free 1-800-872-5625
Fax 1-800-854-6614
www.wind-lock.com




New Stealth Hinged Access Panel

Glass Fiber Reinforced Gypsum Access Panels for Walls and Ceilings



New Cam-Lock Cover makes this our "Stealthiest" hinged panel to date!



Features

- Tapered edge for tape joint
- Easily textured
- Lightweight
- Blends into surrounding drywall
- Concealed hinge
- No shrinking or cracking
- Single trade installation
- Pre-spotted fastener holes
- Reduce labor costs
- Flush cam lock

Sizes

Part Code	Access Opening	Rough Opening
TR-HAP009	9" x 9"	15" x 15"
TR-HAP012	12" x 12"	18" x 18"
TR-HAP016	16" x 16"	22" x 22"
TR-HAP018	18" x 18"	24" x 24"
TR-HAP024	24" x 24"	30" x 30"

Custom sizes are available. Call for more information.



1055 Leisz's Bridge Rd.
Leesport, PA 19533
Toll-Free 1-800-872-5625
Fax 1-800-854-6614
www.wind-lock.com