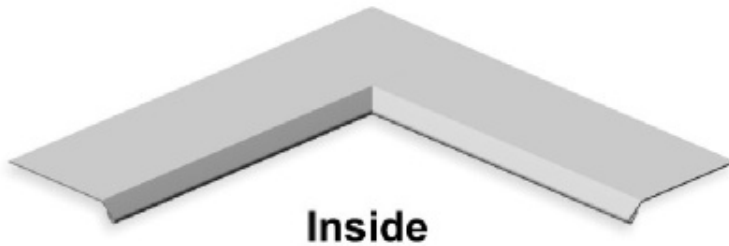


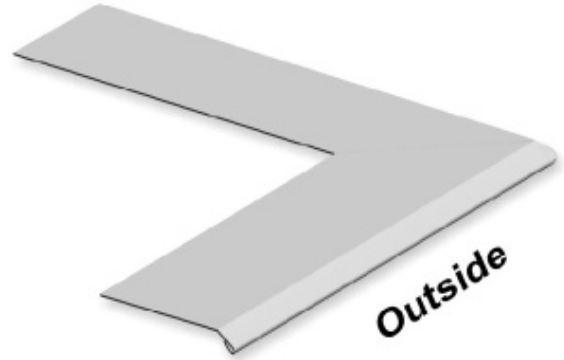
PRODUCT SUBMITTAL




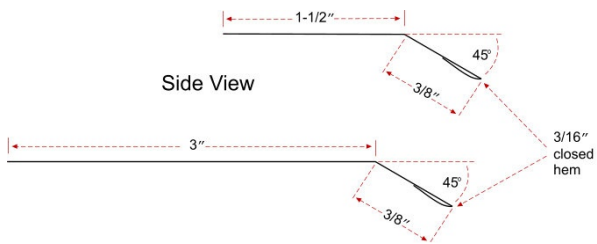
Drip Edge Corners #4166



Inside



Outside

MATERIAL CONFORMANCE	SIZES / FINISHES
<p>Drip Plates provide a continuous system when used with sections of drip edge.</p> <p>SHEET METAL:</p> <p>Stainless Steel Type 304: ASTM A240/A240M, ASTM A666, ASTM A480/A480M, and ASTM A167 (Type 316 available on special orders)</p> <p>Steel Products (flats) Recycled Content: Stainless Steel, 60% Post Consumer Aluminum, 8% Post Consumer 17% Post Industrial/Pre-Consumer V O C Content - 0%</p> 	<p>#4166 Drip Edge Corners: 26 gauge</p> <p>12" x 12" Sections with 3/8" 45° lip</p> <p>WIDTH: 1-1/2" 3" other</p> <p>FINISH: Stainless Steel Type 304: ASTM A240/A240M, ASTM A666, ASTM A480/A480M, and ASTM A167</p> 

Corporate Office: 400 Rountree Rd Charlotte, NC 28217
 TEL: (800) 849-6722 FAX: (704) 525-3761
 Mailing Address: P.O. Box 240988 Charlotte, NC 28224



Memphis Plant: 2365 Harbor Ave. Memphis, TN 38113
 TEL: (800) 441-8359 FAX: (901) 775-9449
 Mailing Address: P.O. Box 13124 Memphis, TN 38113